



Kentucky ALL STARS

Project Updates from the Division of Child Care

THE RACE TO THE FINISH



January 2017

High Quality **6.79%**

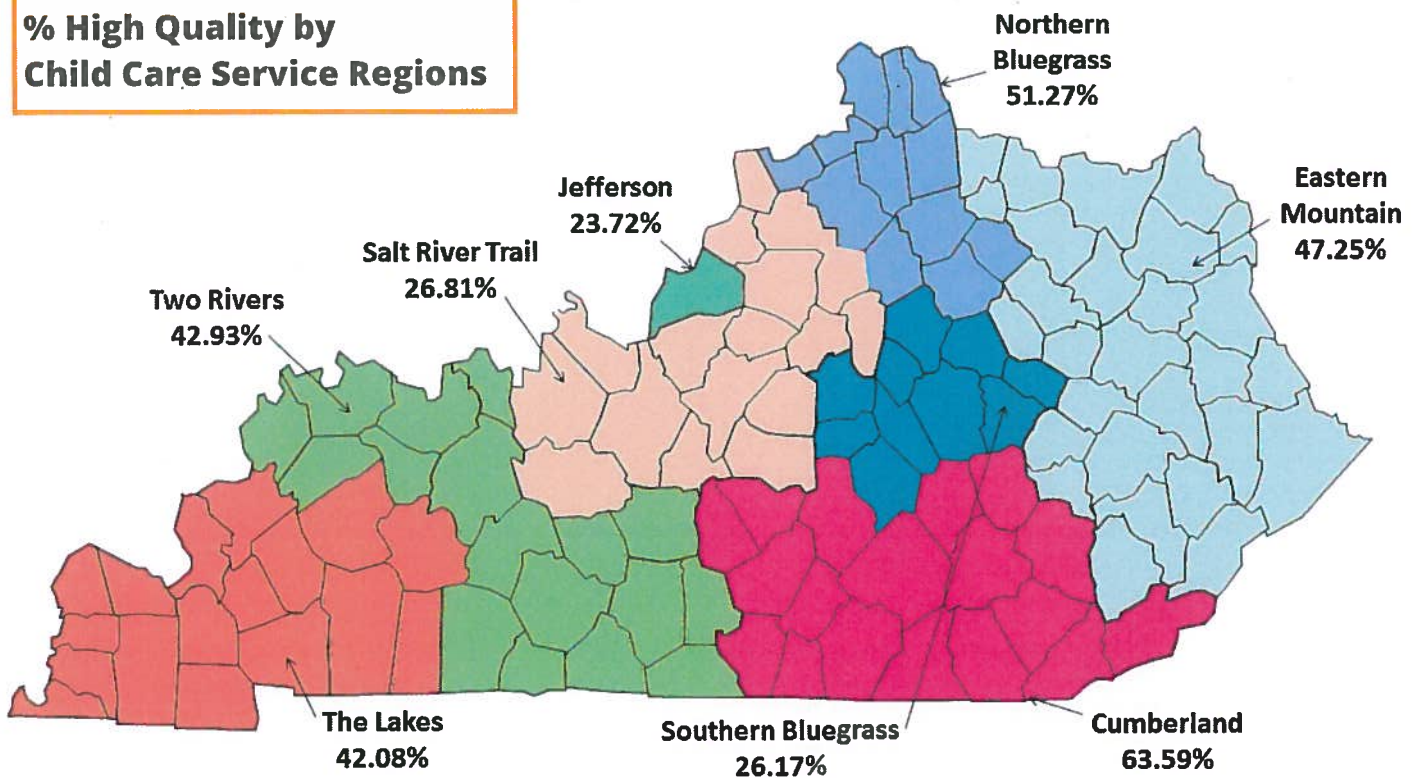
December 2017

High Quality **37.80%**

May 2018

High Quality Goal **45%**

% High Quality by Child Care Service Regions



371

Screening tools distributed



364

Curriculum and assessment tools distributed



1,663

Providers supplied with classroom learning materials



3,623

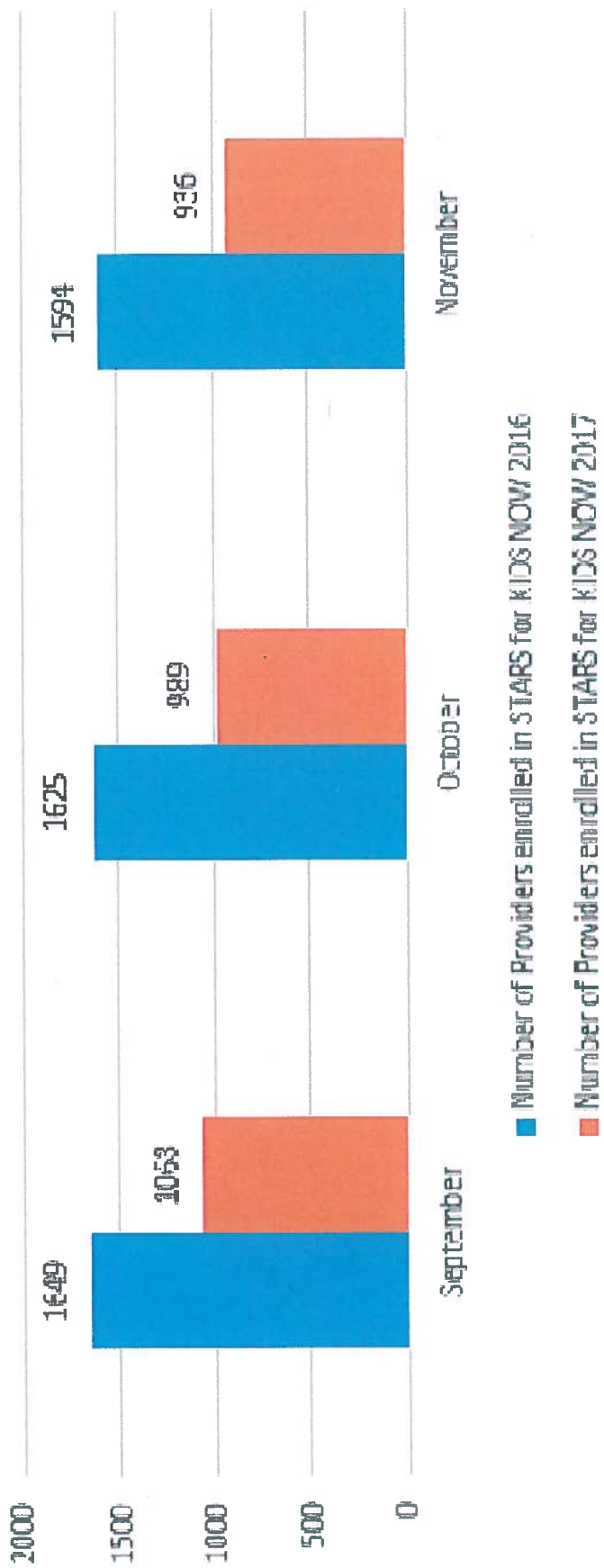
Providers served through 335 no-cost training sessions



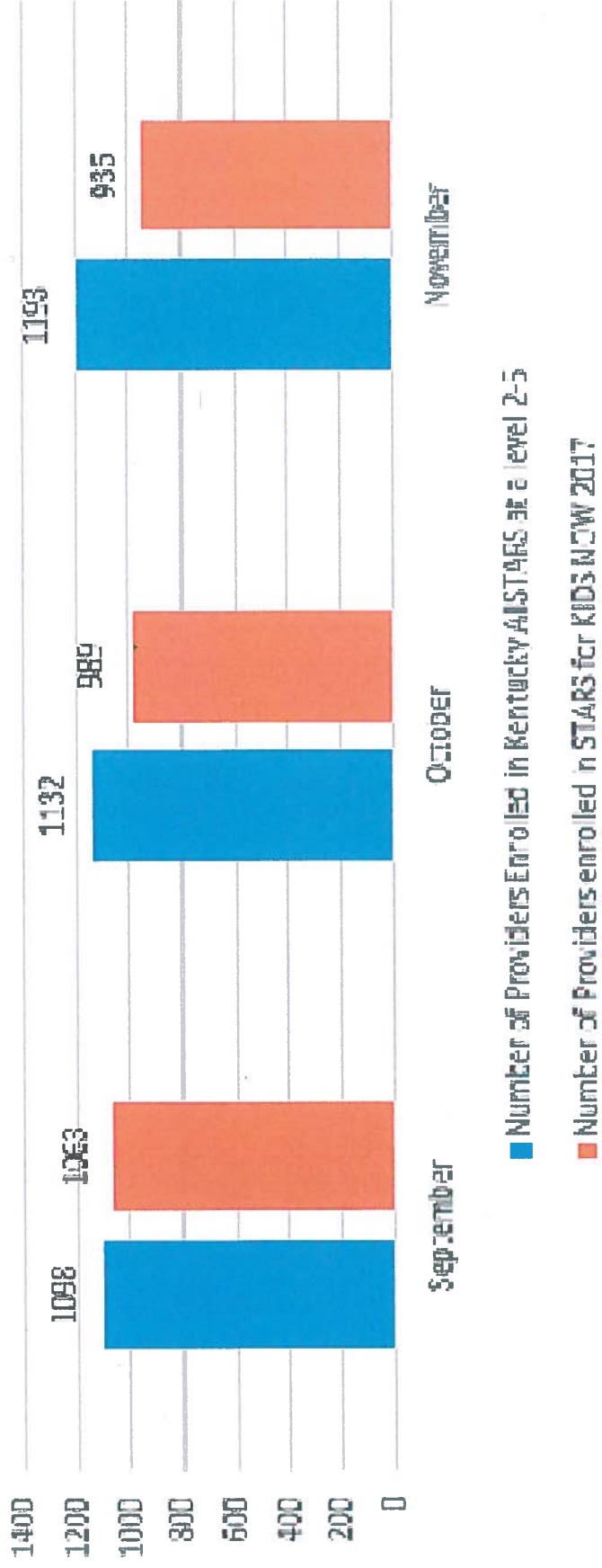
Kentucky ALL STARS

Division of Child Care
275 East Main Street, 3C-
Frankfort, KY 40621
(502) 564-2524

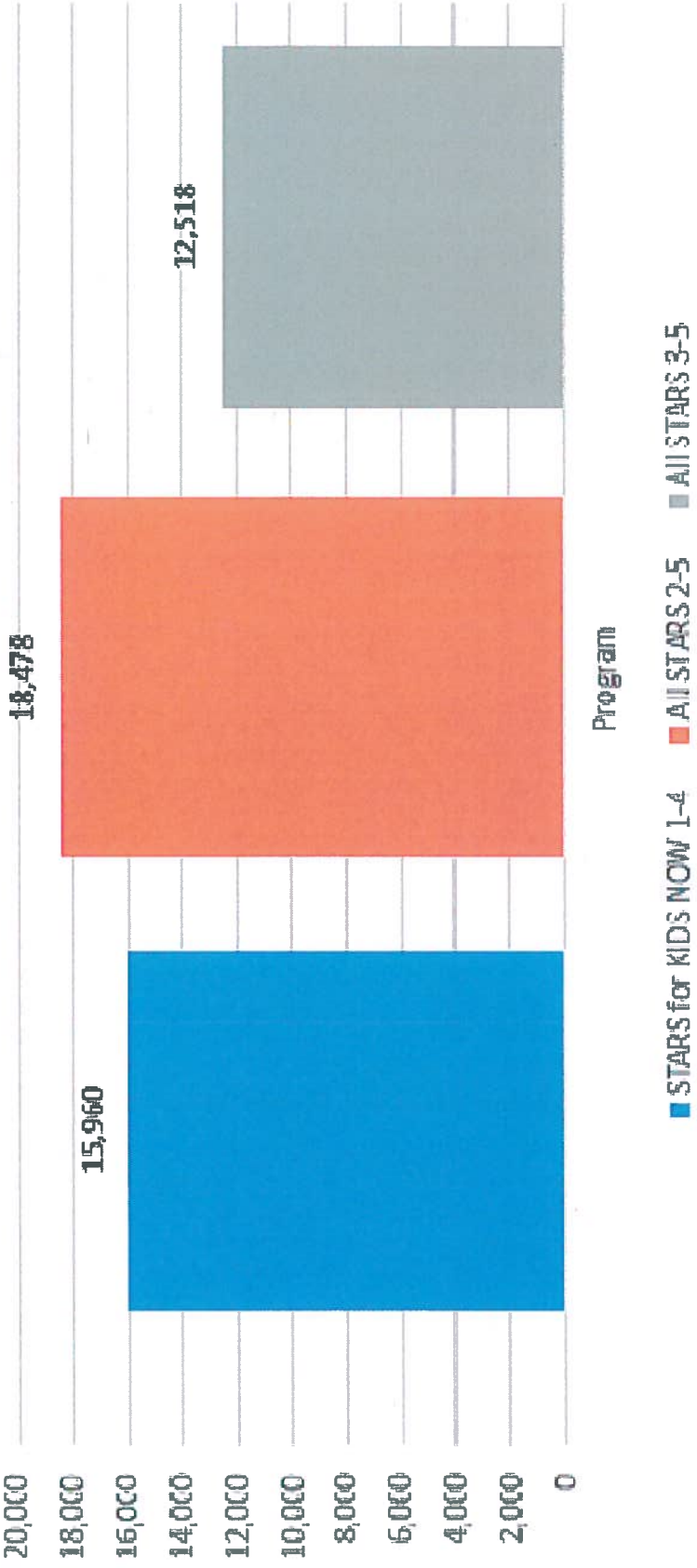
Provider Enrollment Comparison of STARS for KIDS NOW Sept-Nov 2016 vs. Sept-Nov 2017



Provider Enrollment Comparison AllSTARS vs. STARS for KIDS NOW for Sept-Nov 2017



CCAP Enrollment Comparison of STARS for KIDS NOW vs. AIISTARS



Incentive Comparison of STARS for KIDS NOW vs. AllSTARS

Licensed Type I Centers						Licensed Type II & Certified Family Child-Care Homes					
Initial Achievement Award			Annual Quality Award			Initial Achievement Award			Annual Quality Award		
STARS for KIDS NOW Level	Kentucky AllSTARS Level	Amount	STARS for KIDS NOW Level	Amount	Kentucky AllSTARS Level	STARS for KIDS NOW Level	Amount	Kentucky AllSTARS Level	Amount	Kentucky AllSTARS Level	Amount
1	2	\$200	1	N/A	2	1	\$100	2	\$250	2	\$150
2	3	\$1,000	2	N/A	3	2	\$250	3	\$750	3	\$450
3	4	\$2,700	3	\$1,350	4	3	\$500	4	\$1,500	4	\$900
4	5	\$5,000	4	\$2,500	5	4	\$1,000	5	\$2,500	5	\$1,500

Licensed Type I Subsidy Enrollment Award											
Amount Per Subsidy Child Per Month											
STARS for KIDS NOW Level	Child Under 3 Years of Age Amount	Kentucky All STARS Level	Child Under 3 Years of Age Amount	STARS for KIDS NOW Level	Child Under 3 Years of Age Amount	Kentucky All STARS Level	Child Under 3 Years of Age Amount	STARS for KIDS NOW Level	Child Under 3 Years of Age Amount	Kentucky All STARS Level	Child Under 3 Years of Age Amount
2	\$12	3	\$25	2	\$11	3	\$11	2	\$10	3	\$20
3	\$16	4	\$35	3	\$15	4	\$15	3	\$14	4	\$30
4	\$19	5	\$45	4	\$18	5	\$18	4	\$17	5	\$40

Licensed Type II & Certified Subsidy Enrollment Award											
Amount Per Subsidy Child Per Month											
STARS for KIDS NOW Level	Child Under 3 Years of Age Amount	Kentucky All STARS Level	Child Under 3 Years of Age Amount	STARS for KIDS NOW Level	Child Under 3 Years of Age Amount	Kentucky All STARS Level	Child Under 3 Years of Age Amount	STARS for KIDS NOW Level	Child Under 3 Years of Age Amount	Kentucky All STARS Level	Child Under 3 Years of Age Amount
2	\$10	3	\$20	2	\$9	3	\$9	2	\$9	3	\$18
3	\$14	4	\$30	3	\$13	4	\$13	3	\$13	4	\$28
4	\$17	5	\$40	4	\$16	5	\$16	4	\$16	5	\$38

National Background Check Program (NBCP)

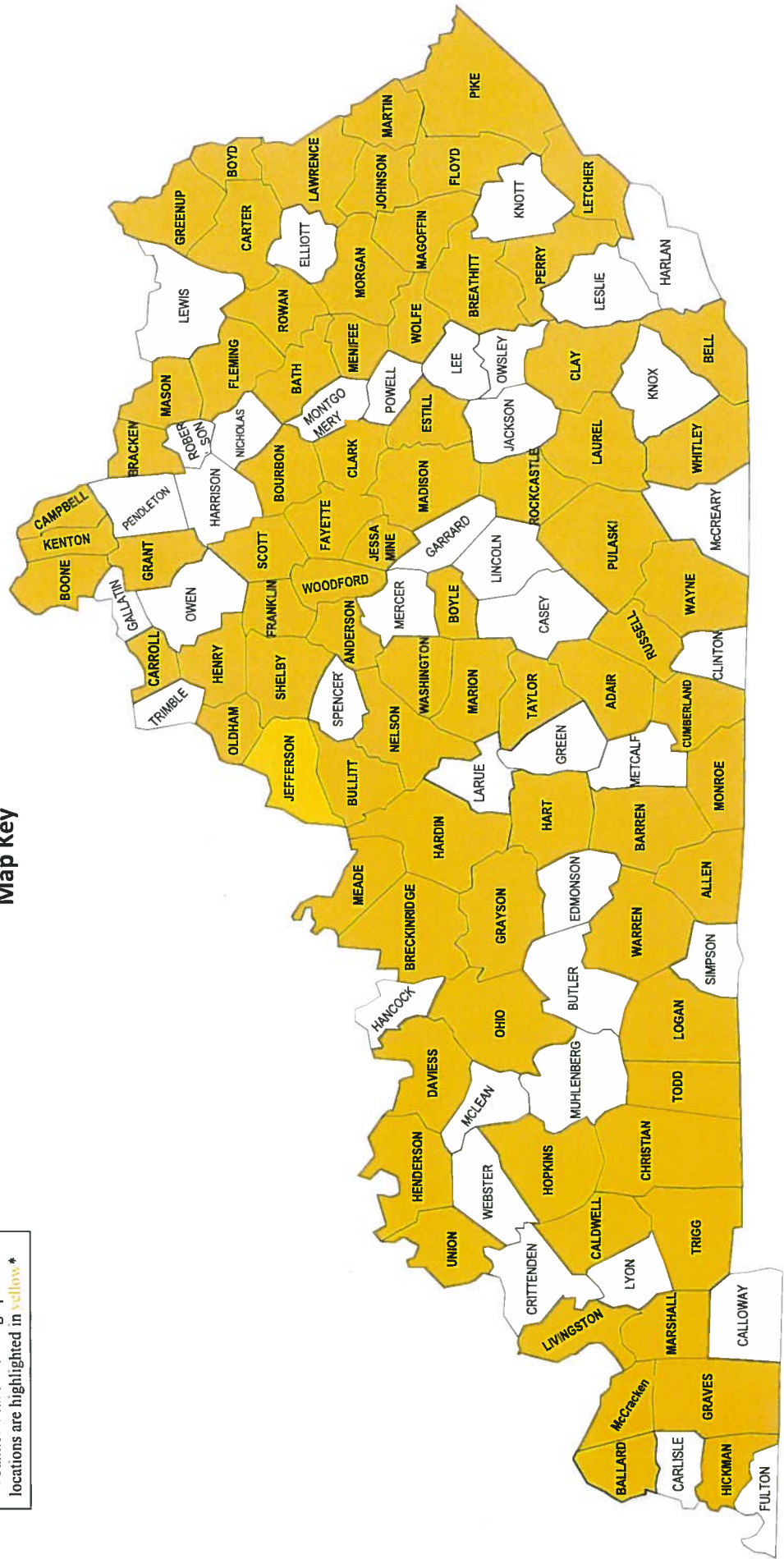
- New regulations are being filed on December 15, 2017, to ensure compliance with federal law.
- DCBS will utilize the Kentucky National Background Check Program (NBCP) administered by the cabinet's Office of Inspector General to implement these regulations.
- There are currently fingerprint scan sites in 80 counties across the state.
- Child care providers will be required to absorb fees imposed by agencies such as KSP or FBI.
- DCBS plans to use its resources (Race to the Top – Early Learning Challenge Grant funds) to absorb or offset some costs for regulated entities. These funds should cover initial background checks in 2018 for all providers.
- DCC has projected upwards of 25,000 new and existing child care staff members will be subject to the new regulation in its first year.
- DCC will pilot the NBCP on a volunteer basis beginning December 15 until the staged statewide implementation begins in January 2018.

Staged Statewide NBCP Implementation Schedule

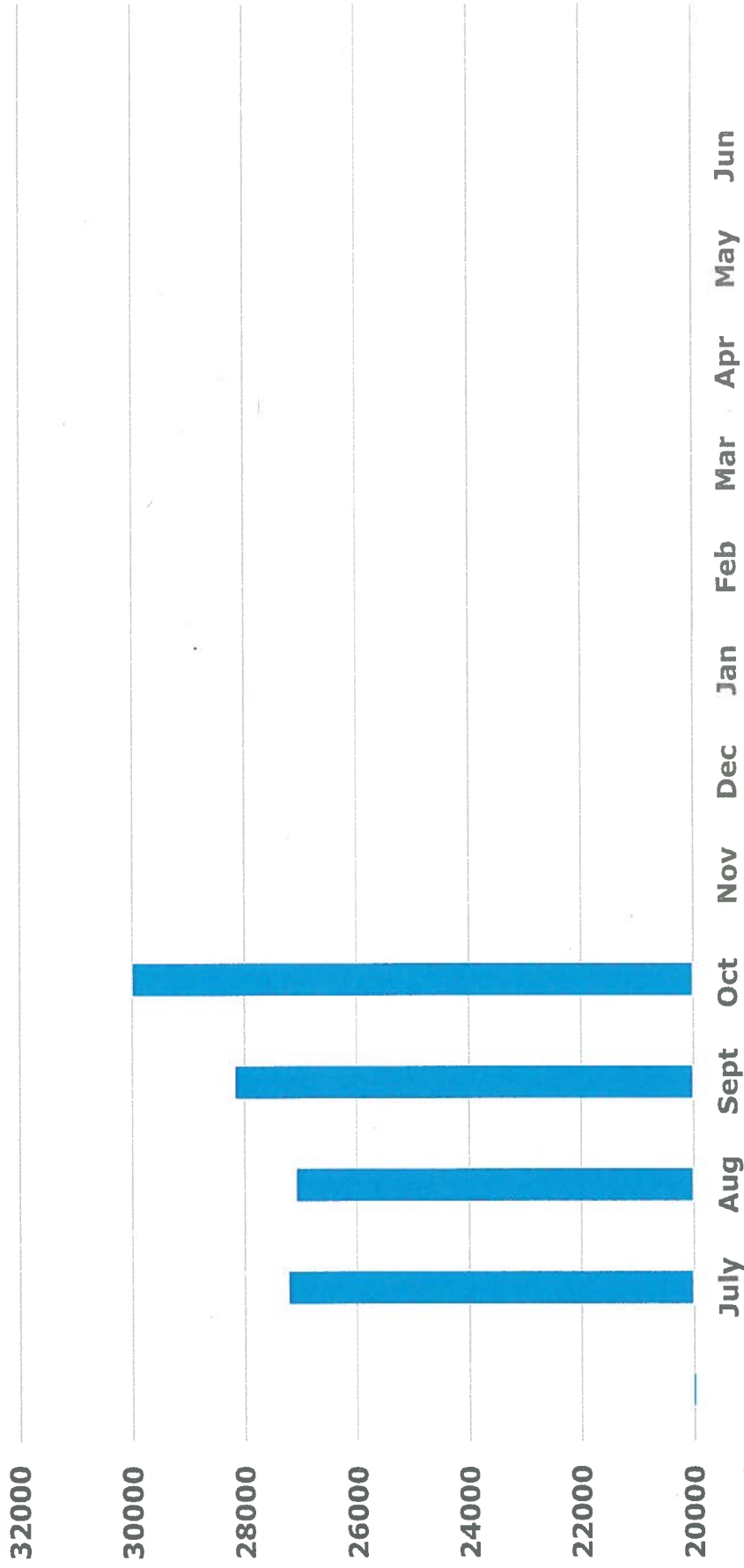
Background Check Submission and Fingerprinting Month	Renewal Month of the Child Care Provider's License, Certification, or Registration	# of Staff and Volunteers Totals
January and February 2018	April, May	3257
March 2018	June, July	3148
April 2018	August	3642
May 2018	September, October	4221
June 2018	November, December	3818
July and August 2018	January, February	5182
September 2018	March	2186
Totals		25454

**NBCP
Live Scan (Fingerprint) sites
by county
Map Key**

Counties with NBCP fingerprint locations are highlighted in yellow.



UNDUPLICATED COUNT OF CHILDREN SERVED PER MONTH SFY 2018



CCAP Enrollment has increased 8% from 9/17 to 10/17 with the transition to Benefind